

# AES Membership Survey 2022

## Selected Preliminary Results

# Introduction

Membership in 2021 was 462

Current membership for 2022 is 507

Survey was answered by 141

1 Which of the following best describes your <u>main</u> employment?	%
Academia	75
Government	13
Semi-state organisation	6
Private sector	3
Non-governmental organisation/civil society organisation	1
Other (retired professor)	1
Self-employed	1

2 Which of the following best describes your <u>main</u> occupation?	%
University/College Professor, Associate Professor, Assistant Professor, Lecturer or similar	52
University/College Postdoctoral researcher, Research Associate or similar	12
Postgraduate student	12
Civil servant	11
Think tank or research institute staff	4
Other (please specify)	4
Other education/research worker	2
Farm advisor or consultant	2
Foreign embassy official	1
Supply chain or retail firm: owner/manager/employee	1

4. Why are you a member of the AES? (please explain)

[More Details](#)

 Insights

126

Responses

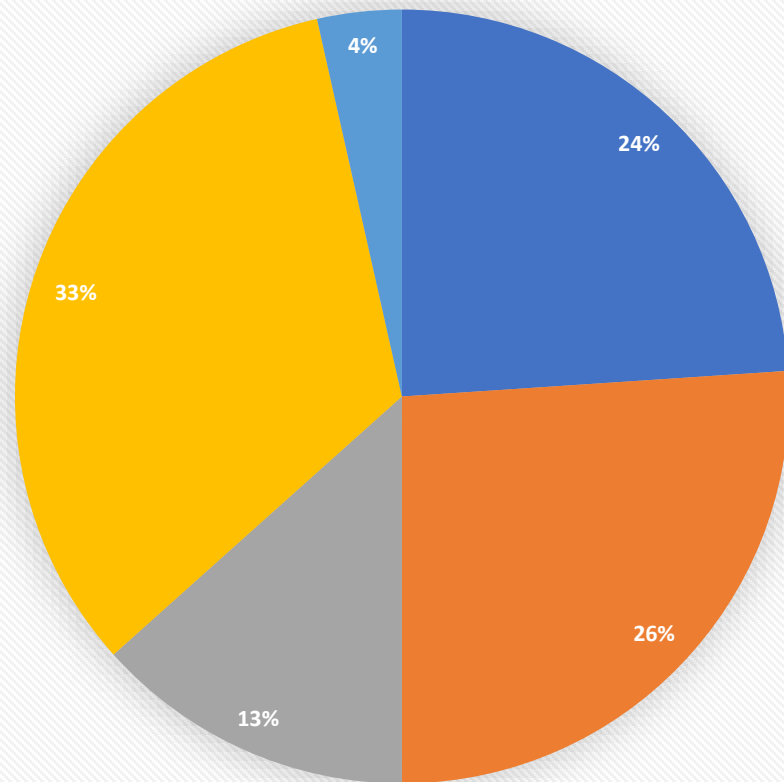
**Interesting given the response to question 12: (Did you attend the 2022 Conference in Leuven?) was 50% yes: 50% no**

32 respondents (26%) answered **conference** for this question.



- **Conference (or a variant) was the main option selected**

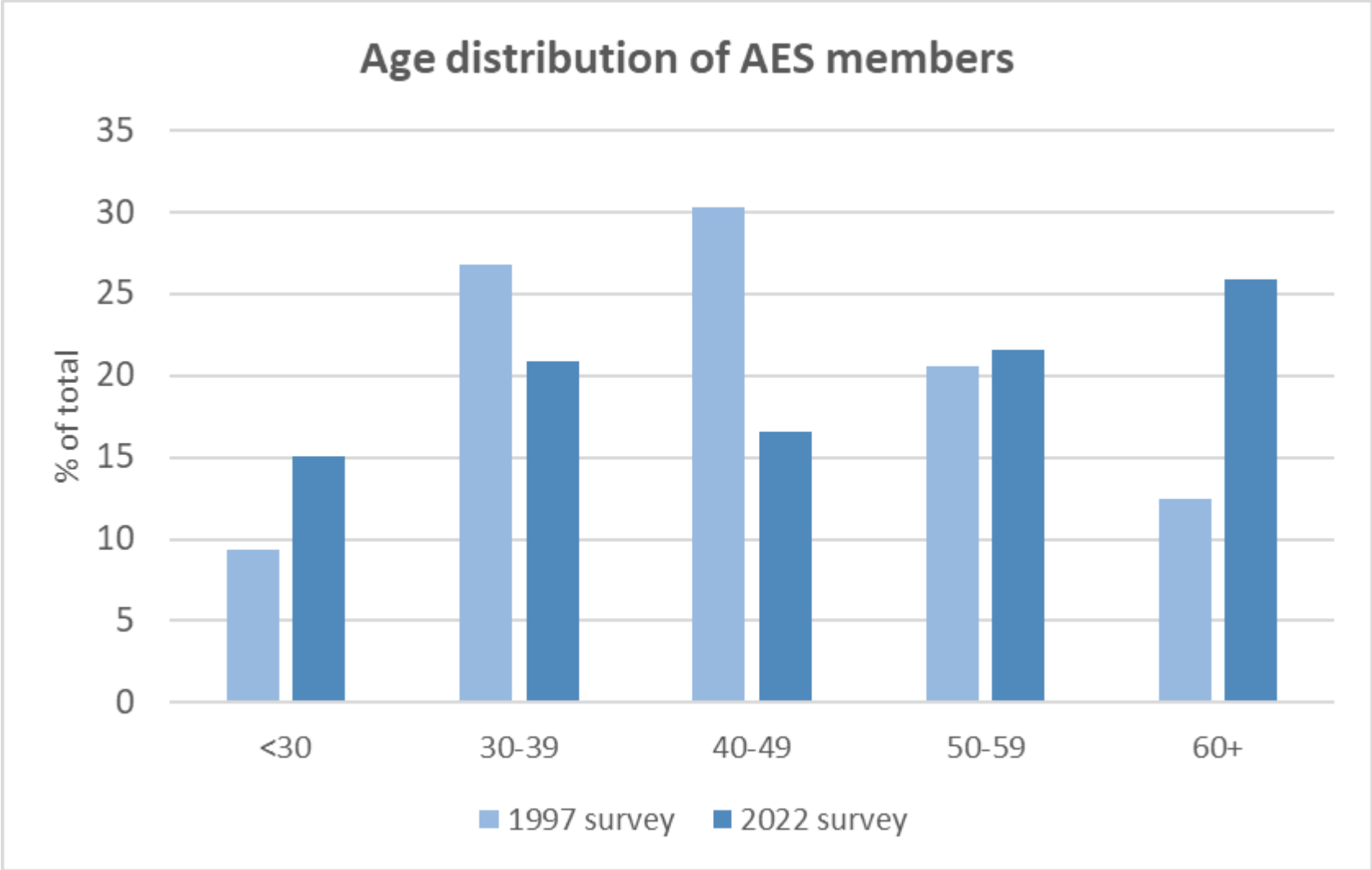
## 5. How long have you been an AES member?



■ 1 year or less ■ 2-5 years ■ 6-9 years ■ Over 10 years ■ Don't know/not sure

5. How long have you been an AES member?	%
Over 10 years	33
2-5 years	26
1 year or less	24
6-9 years	13
Don't know/not sure	4

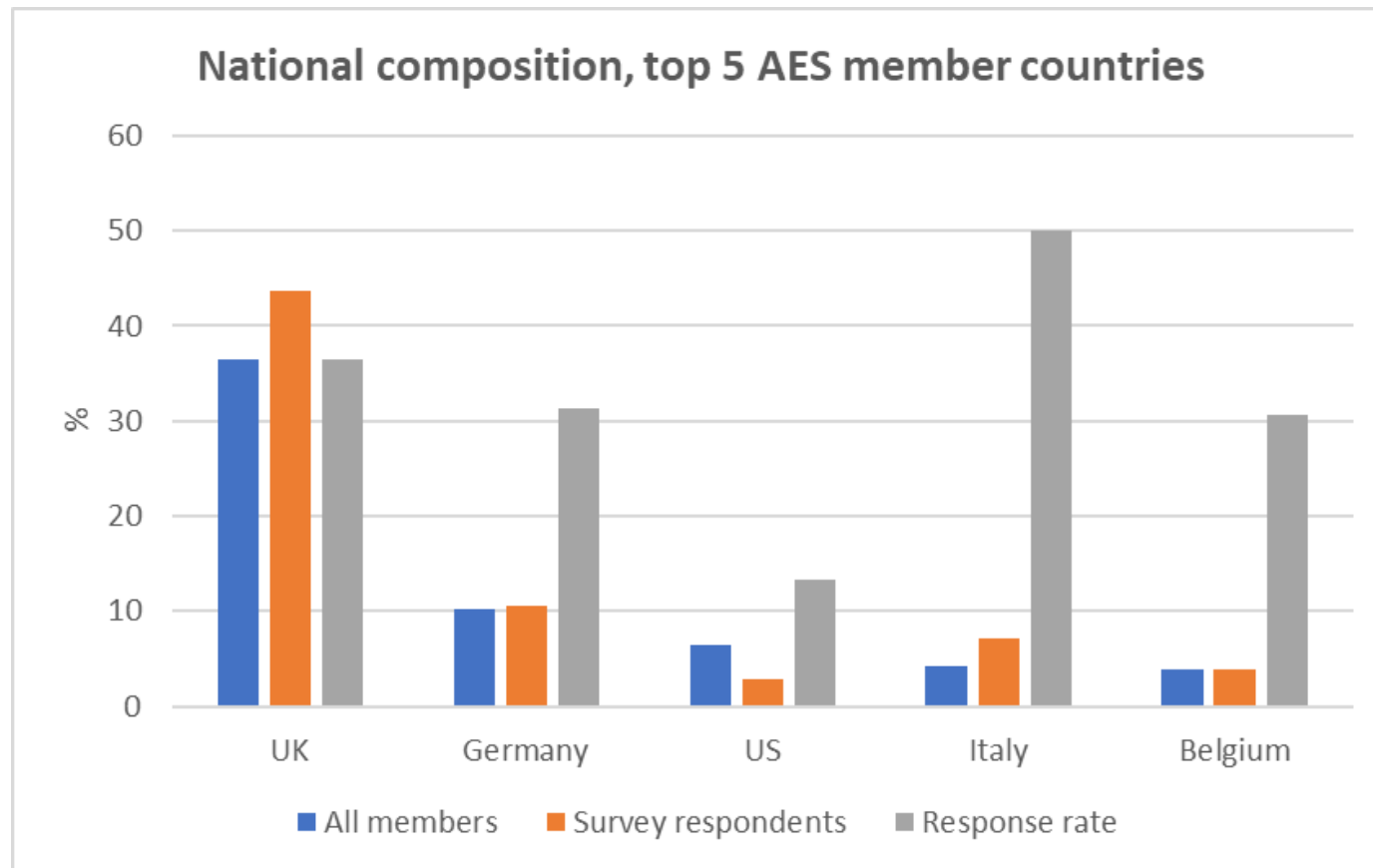
# Age distribution compared to the 1997 survey (%)



- Youth and wisdom

6. What is your practical knowledge of farming?	%
No farm experience	45
Not farm-reared, but work/worked on farms or other practical farm experience	30
Farm-reared	18
Prefer not to say	6
Other (please specify)	1

# Question 7 – principal country of residence (top 5 countries)



- Historically the representativeness of membership surveys has (only) been assessed by some geographic metric
- Suggests that UK and Italian members are a little overrepresented among survey respondents
- US members are underrepresented



# Question 8: Gender

- 27% female 73% male
- 27% female statistic compares to approximately 36% for the AAEA in 2020
- AES percentage female statistic today is where the AAEA was about 5 years ago
  - 37.5% of delegates declaring their gender at last year's online International Association conference were female
- **How can we improve female membership?**

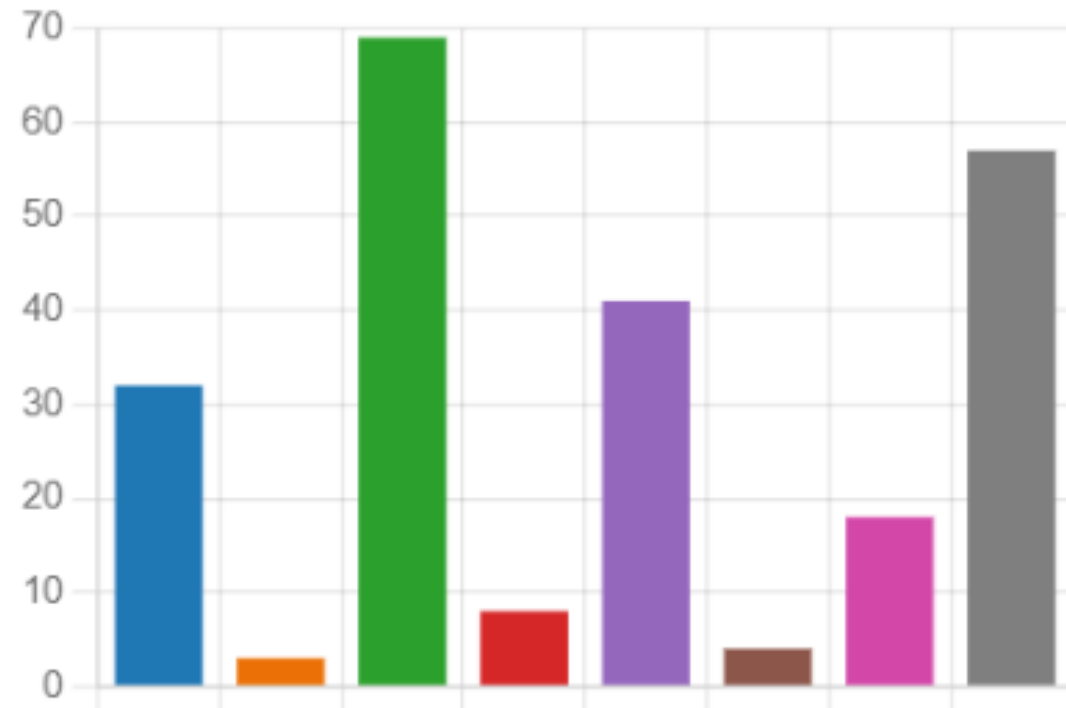
9. What is your ethnic background?	%
White	78
African	9
Other	6
Asian	4
Mixed or multiple ethnic groups	2
Prefer not to say	1

10. Which of the following best describes the <u>main</u> subject of your <u>undergraduate</u> degree?	%
Agricultural economics, food economics	38
Economics	32
Agricultural science, agriculture, animal science, agricultural engineering, horticulture or similar	8
Business, commerce, accounting, finance, management, marketing or similar	6
Agribusiness management, food business, food marketing or similar	4
Other (please specify)	4
Other social science/humanities e.g. geography, sociology, history, political science	4
Mathematics, statistics or similar	1
Other science e.g. biology, chemistry, engineering, computer science	1
Forestry	1
Land management, countryside management or similar	1

11. Which of the following, if any, are you a member of? (please select **all** that apply)  
When answering Other(s) please specify; if multiple please list all, separated by a semicolon

[More Details](#)

● Agricultural and Applied Econo...	32
● British Agricultural History Socie...	3
● European Association of Agricul...	69
● Institute of Agricultural Manage...	8
● International Association of Agri...	41
● Royal Agricultural Society of En...	4
● Royal Economic Society (RES)	18
● Other	57



- **Number (not percentage)** used given multiple options were selected and “Other” listed multiple societies in addition to the above options
- **Non mandatory question**

# Part 2

## 12: Did you attend the 2022 Conference in Leuven? 50:50

<b>15. The AES has adopted a policy of using Warwick University as the default conference location, with occasional visits to other venues (Paris, Leuven); more recently, by necessity, two recent conferences have been held online</b>	<b>%</b>
<b>Model 2:</b> Where feasible, seek to make greater use of alternative venues. Online by necessity only.	37
<b>Current model:</b> Warwick University as base, with visits to other venues every 3-5 years. Online by necessity only.	35
<b>Model 3:</b> Where feasible, seek to make greater use of alternative venues with online included as a 'venue' e.g. every 3-5 years.	16
<b>Model 1:</b> As above, but with online included as a 'venue' e.g. every 3-5 years.	13